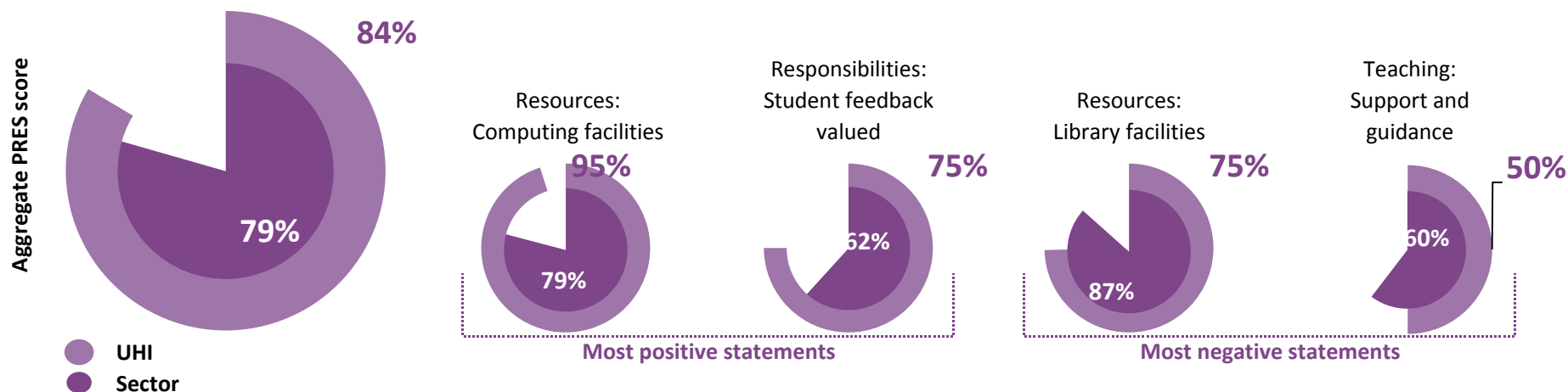


Summary for University of the Highlands and Islands compared to the Sector benchmark.



POSTGRADUATE RESEARCH EXPERIENCE SURVEY

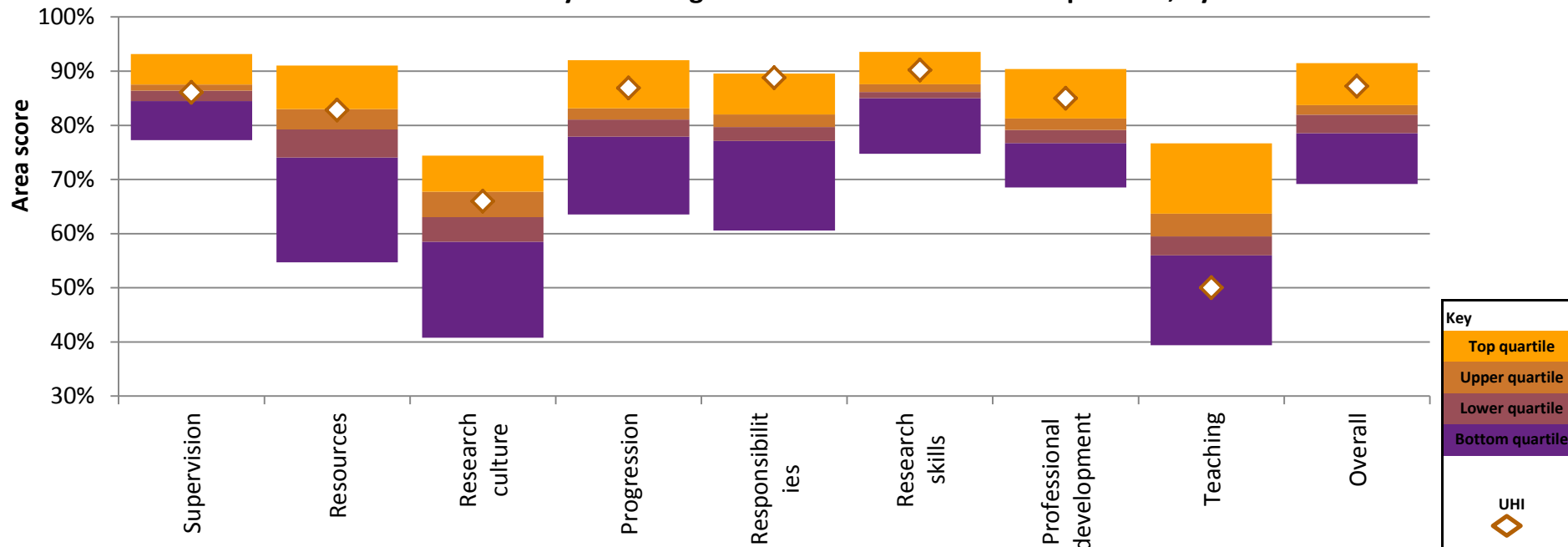
The aggregate score at UHI was 84%. This was 4.1% higher than the Sector benchmarking group. The most positive and negative statements compared to the benchmark are below: The score for 'Resources: Computing facilities' was 95%, 16.0% above the Sector benchmarking group. The score for 'Resources: Library facilities' was 75%, 12.0% below the Sector benchmarking group.



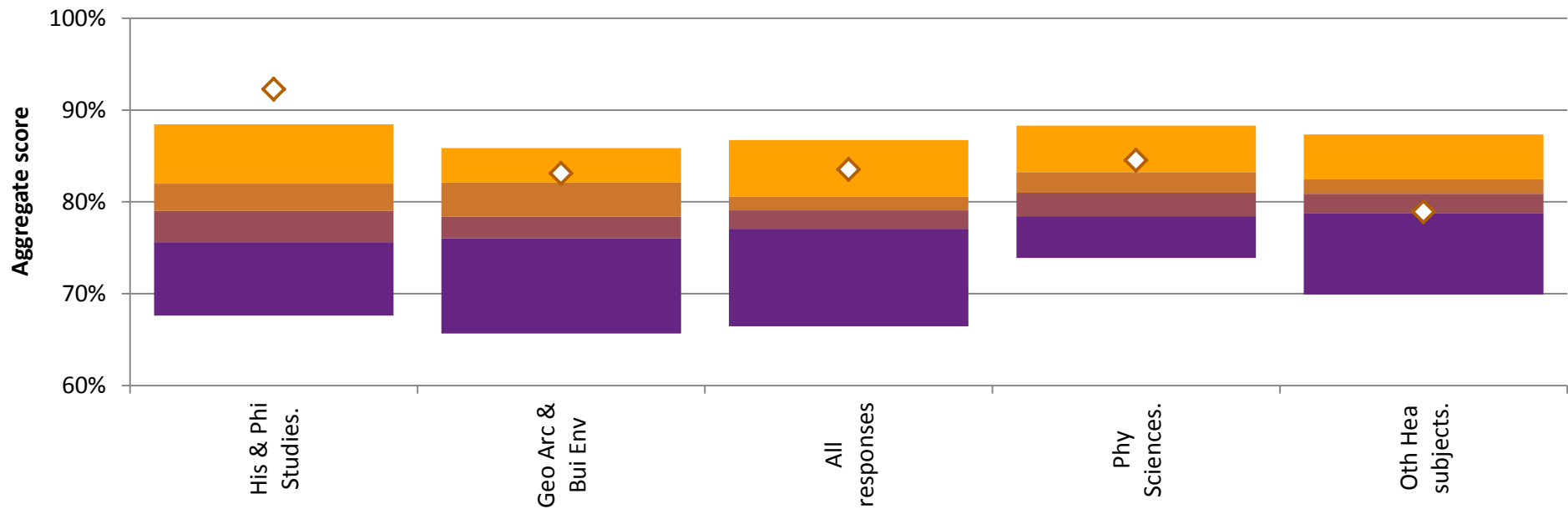
	UHI	Sector	Difference	Significance
Comparing UHI to the Sector benchmark, the most positive statements were:				
1: There is adequate provision of computing resources and facilities (n = 61)	95%	79%	16.0%	p<0.01
2: My institution values and responds to feedback from research degree students (n = 60)	75%	62%	13.2%	
3: Other than my supervisor/s, I know who to approach if I am concerned about any aspect of my degree programme (n = 63)	90%	78%	12.5%	p<0.05
Comparing UHI to the Sector benchmark, the most negative statements were:				
1: There is adequate provision of library facilities (including physical and online resources) (n = 63)	75%	87%	-12.0%	p<0.05
2: Given appropriate support and guidance for your teaching (n = 22)	50%	60%	-10.4%	
3: I have access to the specialist resources necessary for my research (n = 61)	72%	80%	-7.9%	

The graphs in this report show the PRES scores for this institution compared to the benchmarking group.

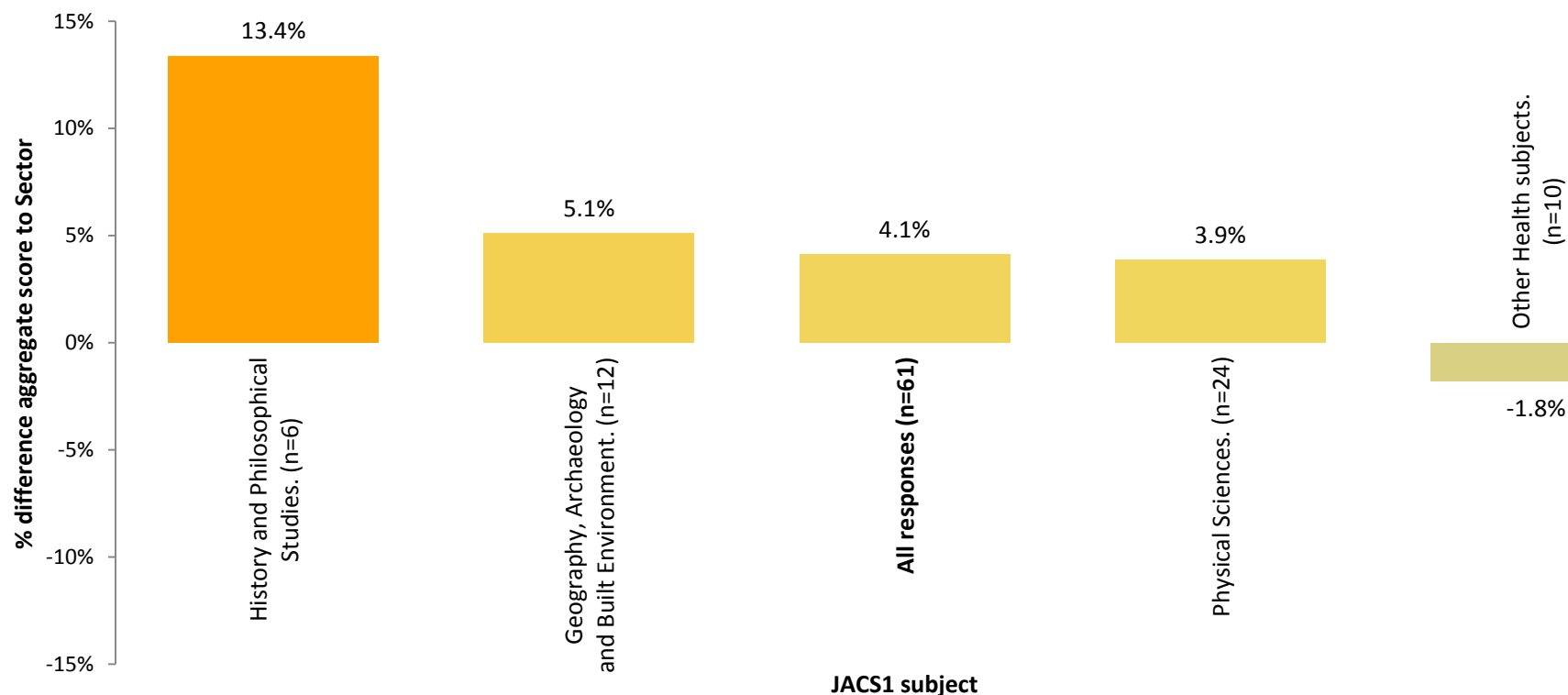
University of the Highlands and Islands to Sector quartiles, by area



UHI to Sector quartiles by JACS1 subject



Difference between UHI and Sector benchmarking group, by subject



History and Philosophical Studies. (n=6) had the most positive results at UHI relative to the Sector benchmarking group. Within this subject, UHI had an aggregate score 13.4% higher than the Sector benchmark. The subject most negative relative to the Sector benchmarking group was Other Health subjects. (n=10), with a score 1.8% lower than the Sector benchmark.

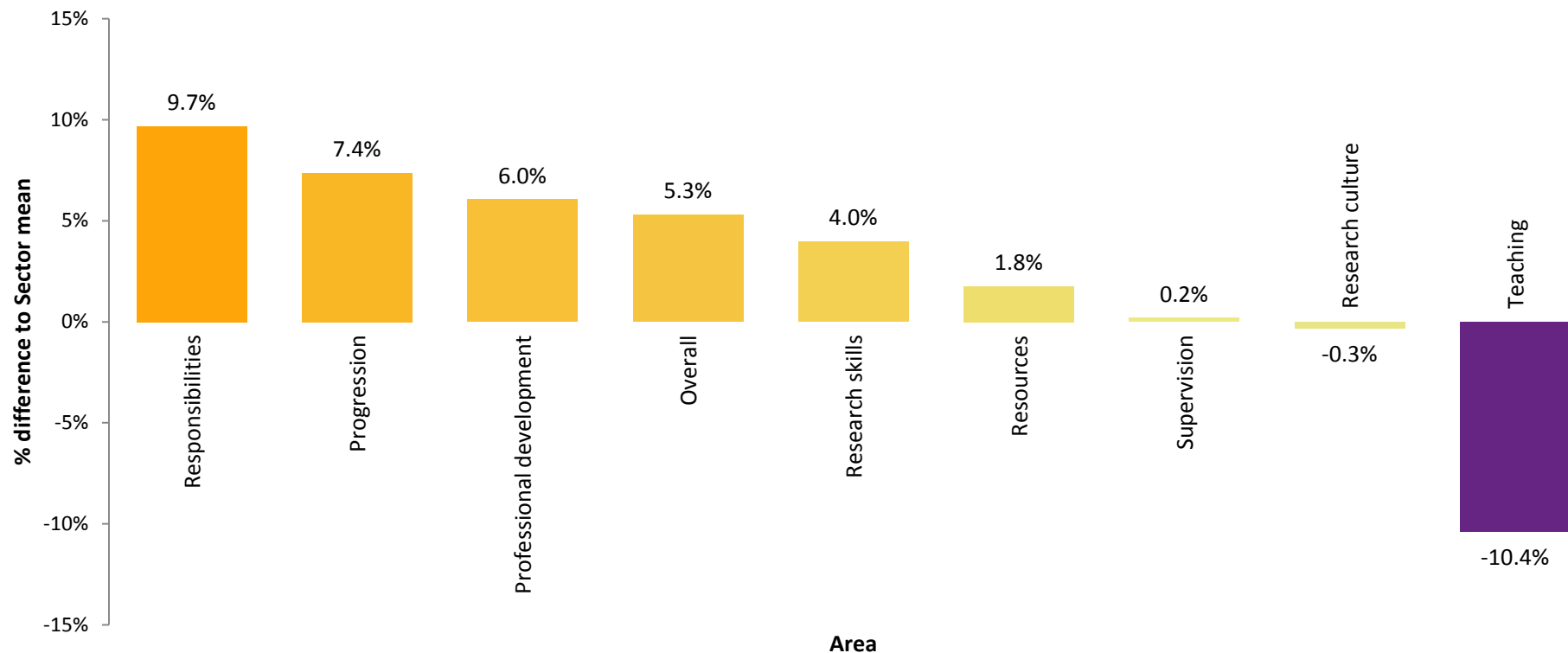
Within History and Philosophical Studies. (n=6), comparing UHI to the Sector benchmark, the most positive statements were:

	UHI	Sector	Difference	Significance
1: I have access to the specialist resources necessary for my research	100%	72%	28.3%	
2: I have developed contacts or professional networks during my programme	100%	75%	25.0%	

Within Other Health subjects. (n=10), comparing UHI to the Sector benchmark, the most negative statements were:

1: There is adequate provision of library facilities (including physical and online resources)	50%	89%	-38.7%	p<0.01
2: I have access to the specialist resources necessary for my research	50%	81%	-31.3%	

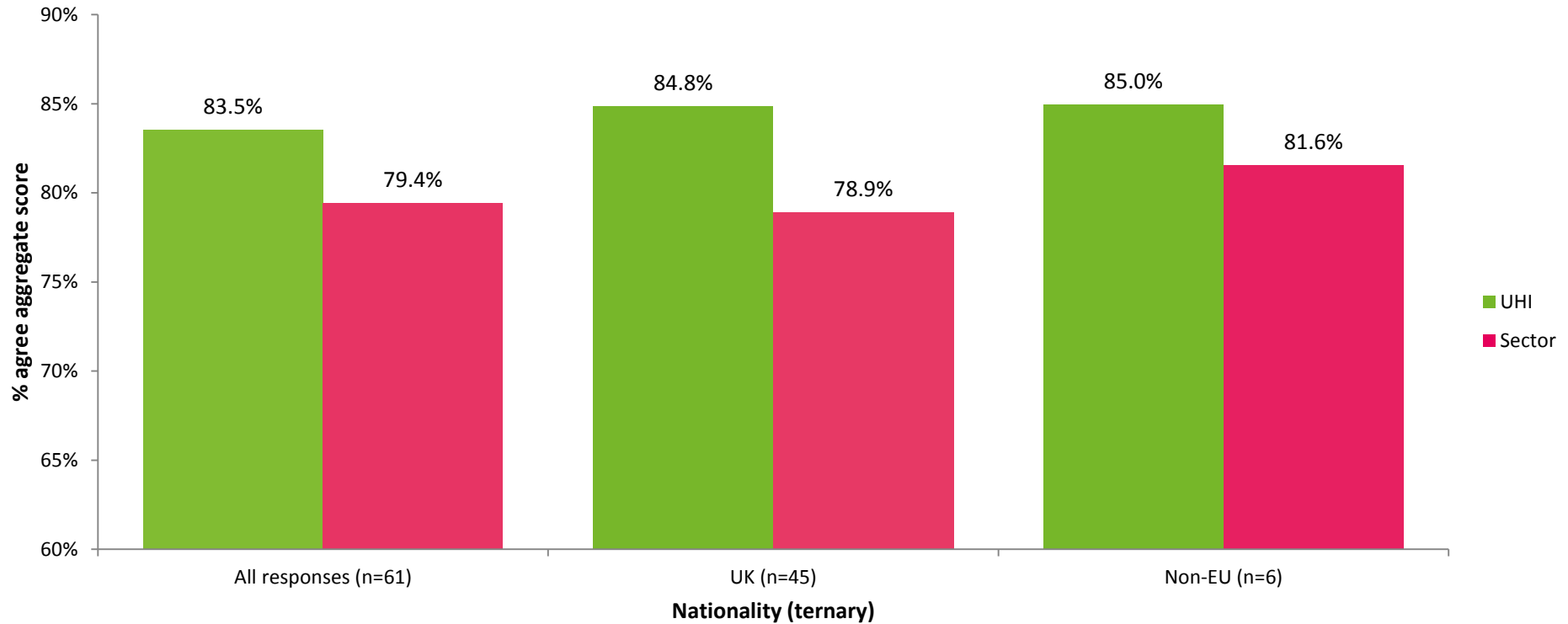
Difference between UHI and Sector benchmarking group, by area



Relative to the Sector benchmarking group, Responsibilities was most positive, with a score 9.7% higher than this benchmark. The area at UHI most negative relative to the Sector benchmarking group was Teaching, with a score 10.4% lower than this benchmark. Research culture was also relatively negative, with a difference of 0.3%.

	UHI	Sector	Difference	Significance
Within Responsibilities, comparing UHI to the Sector benchmark, the most positive statements were:				
1: My institution values and responds to feedback from research degree students	75%	62%	13.2%	p<0.05
2: Other than my supervisor/s, I know who to approach if I am concerned about any aspect of my degree programme	90%	78%	12.5%	
Within Research culture, comparing UHI to the Sector benchmark, the most negative statements were:				
1: My department provides a good seminar programme	70%	74%	-4.2%	
2: I have frequent opportunities to discuss my research with other research students	63%	66%	-3.4%	

Aggregate score for UHI and Sector benchmarking group, by Nationality (ternary)



There were relatively large differences within 'Nationality (ternary)' for UHI compared to the Sector benchmarking group. 'UK' had the most positive results at UHI relative to the benchmark with an aggregate score 5.9% higher than the Sector benchmark. The category least positive relative to the Sector benchmarking group was 'Non-EU', with a score 3.4% higher than the Sector benchmark.

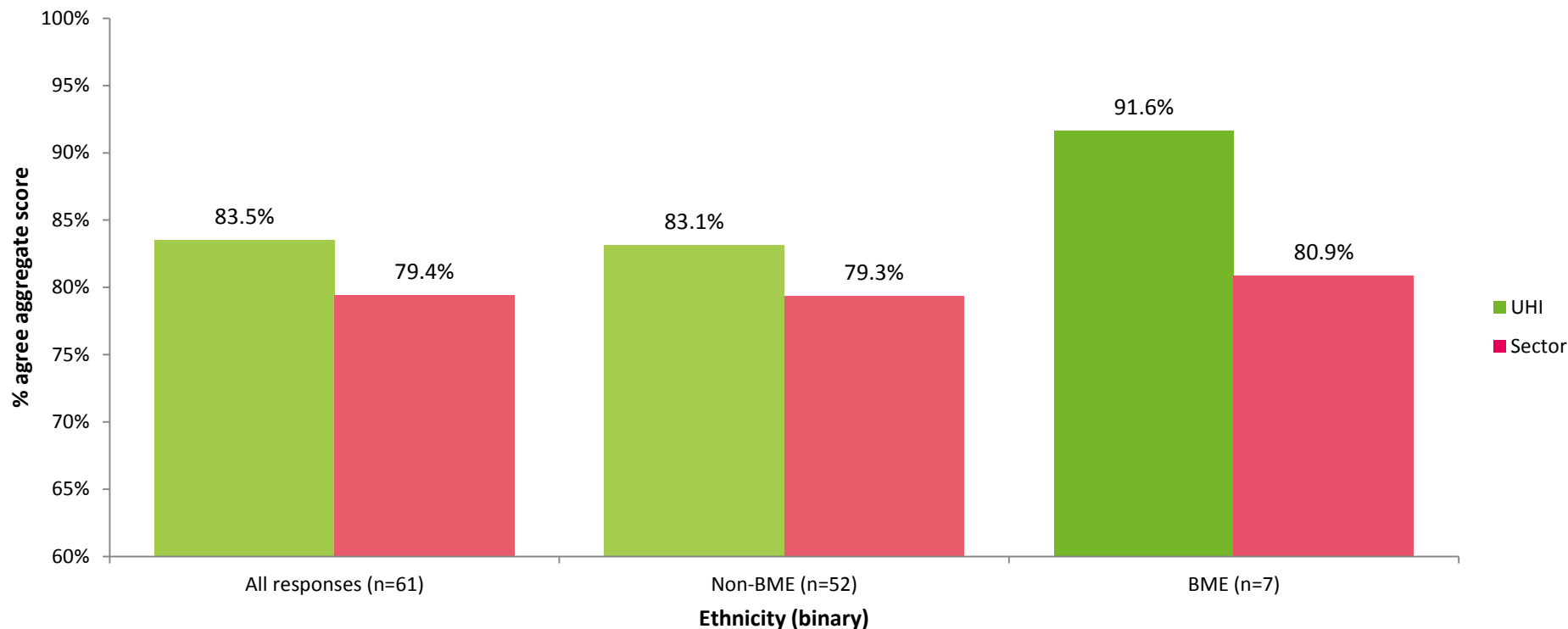
Compared to all responses, the most positive area within UK was Research culture. Here, the most positive statements relative to the benchmark were:

	UHI	Sector	Difference	Significance
1: The research ambience in my department or faculty stimulates my work	68%	62.0%	5.8%	
2: I have frequent opportunities to discuss my research with other research students	70%	67.0%	3.7%	

Compared to all responses, the most negative area within Non-EU was Professional development. The most negative statements were:

1: My ability to manage projects has developed during my programme	83%	84.0%	-0.7%	
2: I have increasingly managed my own professional development during my programme	100%	83.0%	16.8%	

Aggregate score for UHI and Sector benchmarking group, by Ethnicity (binary)



There were relatively large differences within 'Ethnicity (binary)' for UHI compared to the Sector benchmarking group. 'BME' had the most positive results at UHI relative to the benchmark with an aggregate score 10.8% higher than the Sector benchmark. The category least positive relative to the Sector benchmarking group was 'Non-BME', with a score 3.8% higher than the Sector benchmark.

Compared to all responses, the most positive area within BME was Research culture. Here, the most positive statements relative to the benchmark were:

	UHI	Sector	Difference	Significance
1: The research ambience in my department or faculty stimulates my work	100%	66.0%	34.1%	
2: My department provides a good seminar programme	100%	75.0%	24.9%	

Compared to all responses, the most negative area within Non-BME was Research skills. The most negative statements were:

1: My skills in critically analysing and evaluating findings and results have developed during my programme	88%	90.0%	-1.1%	
2: My understanding of 'research integrity' (e.g. rigour, ethics, transparency, attributing the contribution of others) has developed during my programme	87%	85.0%	1.4%	