

Appendix A3: Fluency and use of Gaelic in preschools

Appendix 3 presents comparative spatial data by pooled Study Districts (comprising the catchment areas for several preschools) which illustrate the fluency and use of Gaelic in the preschools/sgoiltean-àraich participating in the research study.

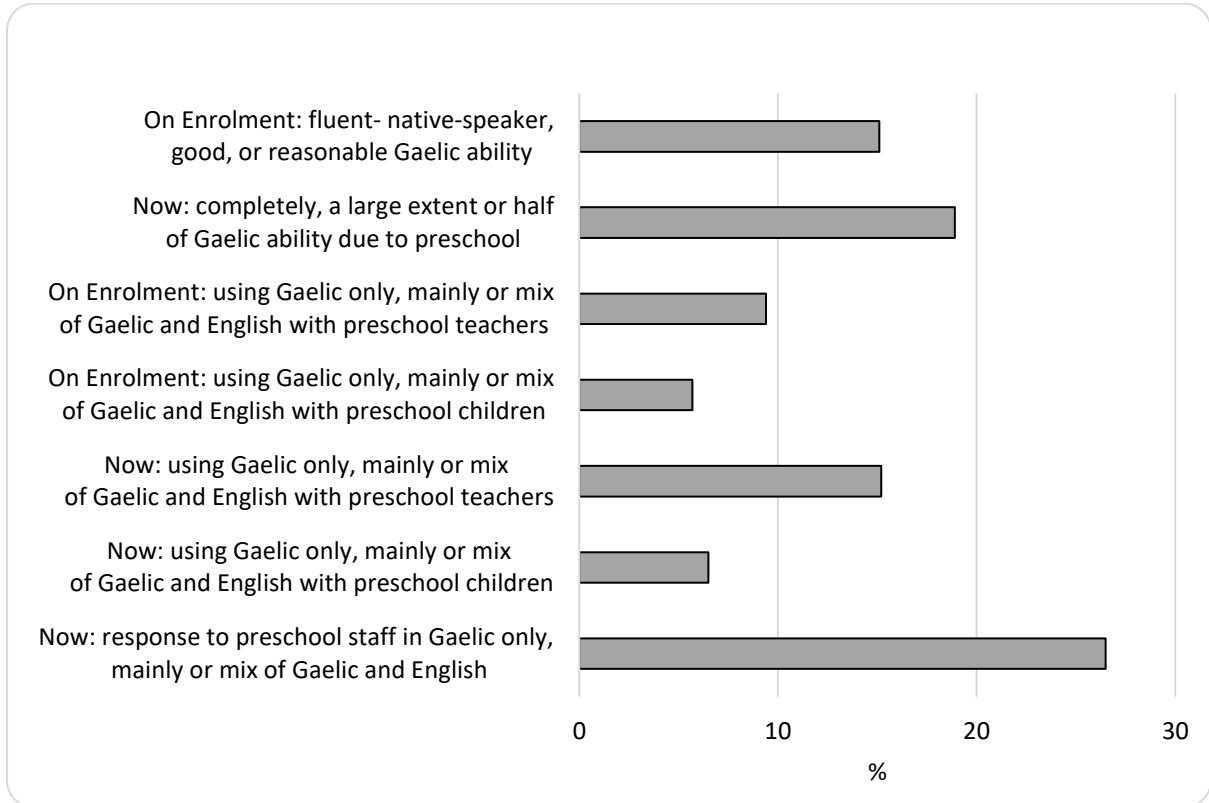


Figure A3.1 Preschool key figures on Gaelic fluency and use, Lewis (west and north) (Ns = 53, 53, 53, 52, 46, 46, 53)

Pooled Study District 1: Lewis (west and north)			
	%	n	Total N
On Enrolment: fluent- native-speaker, good, or reasonable Gaelic ability	15.1	8	53
Completely, a large extent or half of Gaelic ability due to preschool	18.9	10	53
On Enrolment: using Gaelic only, mainly or mix of Gaelic and English with preschool teachers	9.4	5	53
On Enrolment: using Gaelic only, mainly or mix of Gaelic and English with preschool children	5.8	3	52
Now: using Gaelic only, mainly or mix of Gaelic and English with preschool teachers	15.2	7	46
Now: using Gaelic only, mainly or mix of Gaelic and English with preschool children	6.5	3	46
Response to preschool staff in Gaelic only, mainly or mix	26.4	14	53

Table A3.1 Fluency and use of Gaelic by preschool children, Lewis (west and north)

Table A3.1 shows that 15.1% of children enrolling in preschools have reasonable to fluent Gaelic. Fewer than 20% of responses indicate the preschools have a major influence on children’s Gaelic ability. The use of Gaelic among the children, and between children and preschool teachers increases over time.

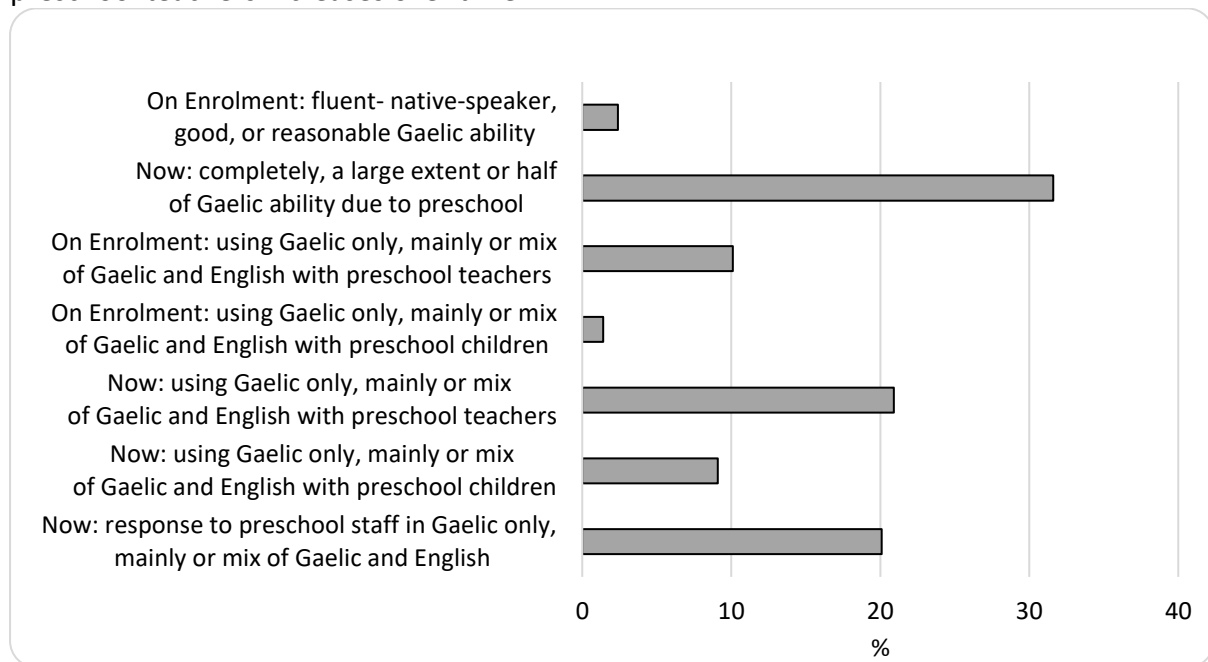


Figure A3.2 Preschool key figures on Gaelic fluency and use, Lewis (east) (N = 81)

Pooled Study District 2: Lewis (east)			
	%	n	Total N
On Enrolment: fluent- native-speaker, good, or reasonable Gaelic ability	2.5	2	81
Completely, a large extent or half of Gaelic ability due to preschool	31.5	23	73
On Enrolment: using Gaelic only, mainly or mix of Gaelic and English with preschool teachers	10.1	8	79
On Enrolment: using Gaelic only, mainly or mix of Gaelic and English with preschool children	1.4	1	74
Now: using Gaelic only, mainly or mix of Gaelic and English with preschool teachers	20.9	14	67
Now: using Gaelic only, mainly or mix of Gaelic and English with preschool children	9.1	6	66
Response to preschool staff in Gaelic only, mainly or mix	20.0	16	80

Table A3.2 Fluency and use of Gaelic by preschool children, Lewis (east)

The data in table A3.2 show that 2.5% of children enrolling in preschools have reasonable to fluent Gaelic. 31.5% of responses indicate the preschools have a major influence on children’s Gaelic ability. The use of Gaelic among the children, and between children and preschool teachers increases over time.

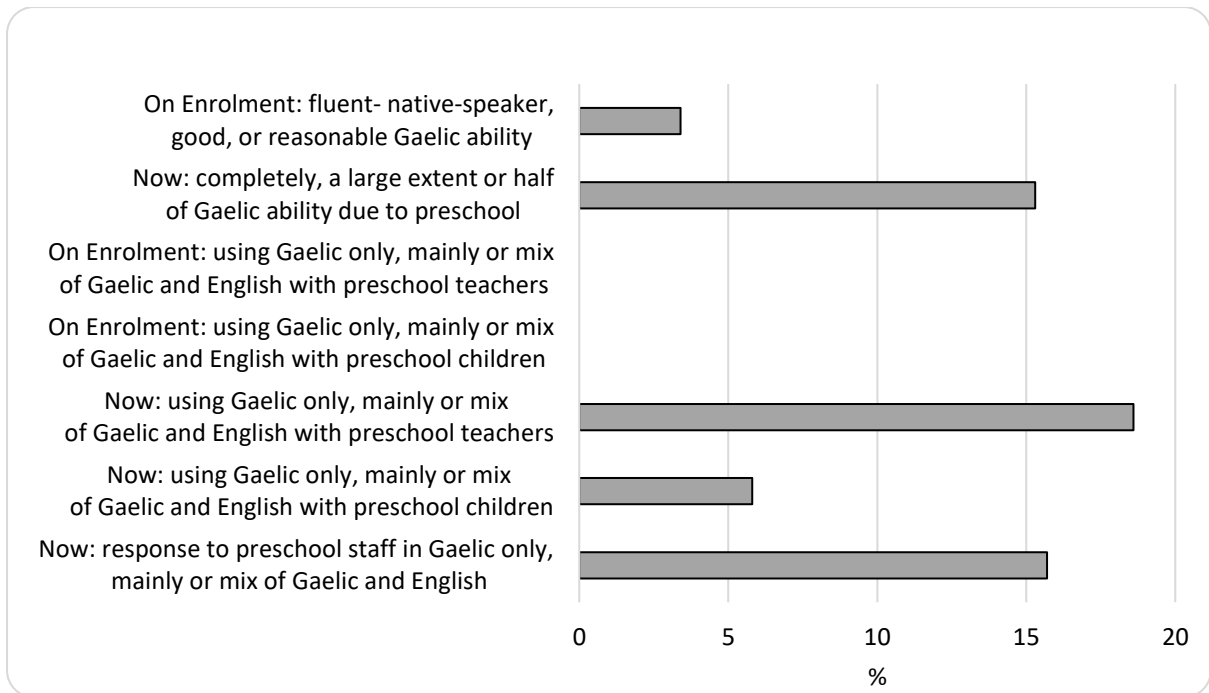


Figure A3.3 Preschool key figures on Gaelic fluency and use, Stornoway & suburbs (Ns = 117, 111, 128, 126, 107, 104, 127).

Pooled Study District 3: Stornoway & suburbs			
	%	n	Total N
On Enrolment: fluent- native-speaker, good, or reasonable Gaelic ability	3.4	4	117
Completely, a large extent or half of Gaelic ability due to preschool	15.3	17	111
On Enrolment: using Gaelic only, mainly or mix of Gaelic and English with preschool teachers	0	0	128
On Enrolment: using Gaelic only, mainly or mix of Gaelic and English with preschool children	0	0	126
Now: using Gaelic only, mainly or mix of Gaelic and English with preschool teachers	18.7	20	107
Now: using Gaelic only, mainly or mix of Gaelic and English with preschool children	5.8	6	104
Response to preschool staff in Gaelic only, mainly or mix	15.7	20	127

Table A3.3 Fluency and use of Gaelic by preschool children, Stornoway & suburbs

Table A3.3 shows that 3.4% of children enrolling in preschools have reasonable to fluent Gaelic. 15.3% of responses indicate the preschools have a major influence on children's Gaelic ability. The use of Gaelic among the children, and between children and preschool teachers increases over time.

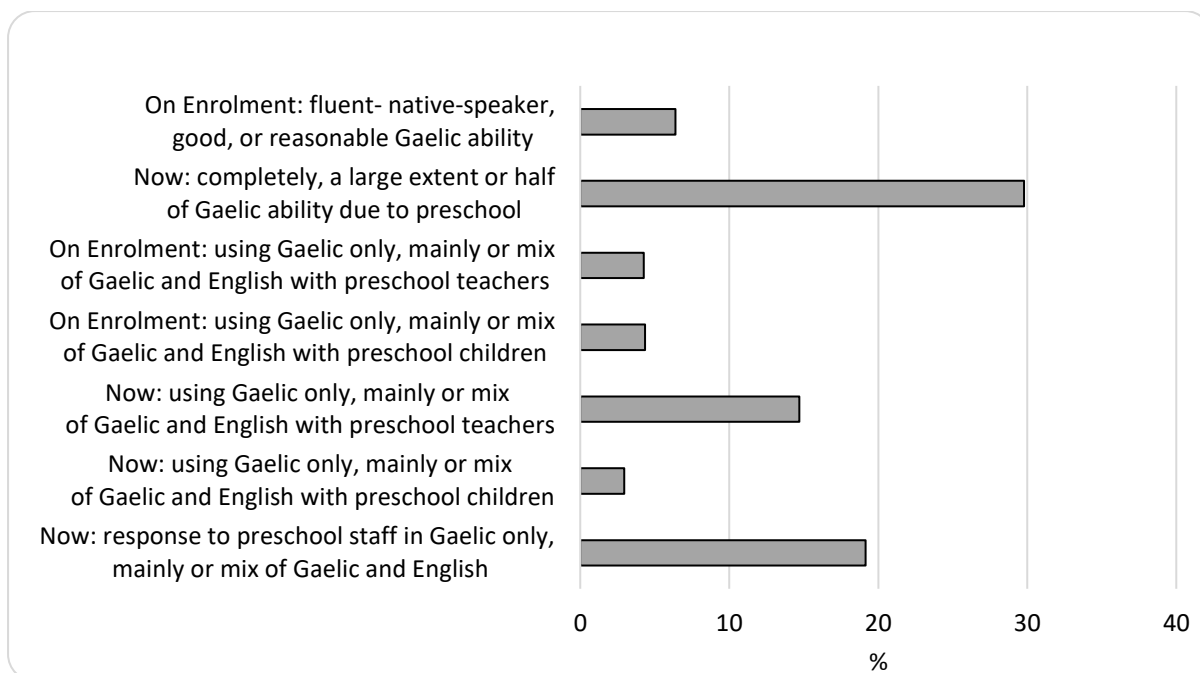


Figure A3.4 Preschool key figures on Gaelic fluency and use, Harris, North Uist & Benbecula (Ns = 47, 47, 47, 46, 34, 34, 47)

Pooled Study Districts 4 & 5: Harris, North Uist & Benbecula	%	n	Total N
On Enrolment: fluent- native-speaker, good, or reasonable Gaelic ability	6.4	3	47
Completely, a large extent or half of Gaelic ability due to preschool	29.8	14	47
On Enrolment: using Gaelic only, mainly or mix of Gaelic and English with preschool teachers	4.3	2	47
On Enrolment: using Gaelic only, mainly or mix of Gaelic and English with preschool children	4.3	2	46
Now: using Gaelic only, mainly or mix of Gaelic and English with preschool teachers	14.7	5	34
Now: using Gaelic only, mainly or mix of Gaelic and English with preschool children	2.9	1	34
Response to preschool staff in Gaelic only, mainly or mix	19.1	9	47

Table A3.4 Fluency and use of Gaelic by preschool children, Harris, North Uist & Benbecula

The data in Table A3.4 suggest that 6.4% of children enrolling in preschools have reasonable to fluent Gaelic. 29.8% of responses indicate the preschools have a major influence on children's Gaelic ability. The use of Gaelic among the children decreases, while the use of Gaelic between children and preschool teachers increases over time.

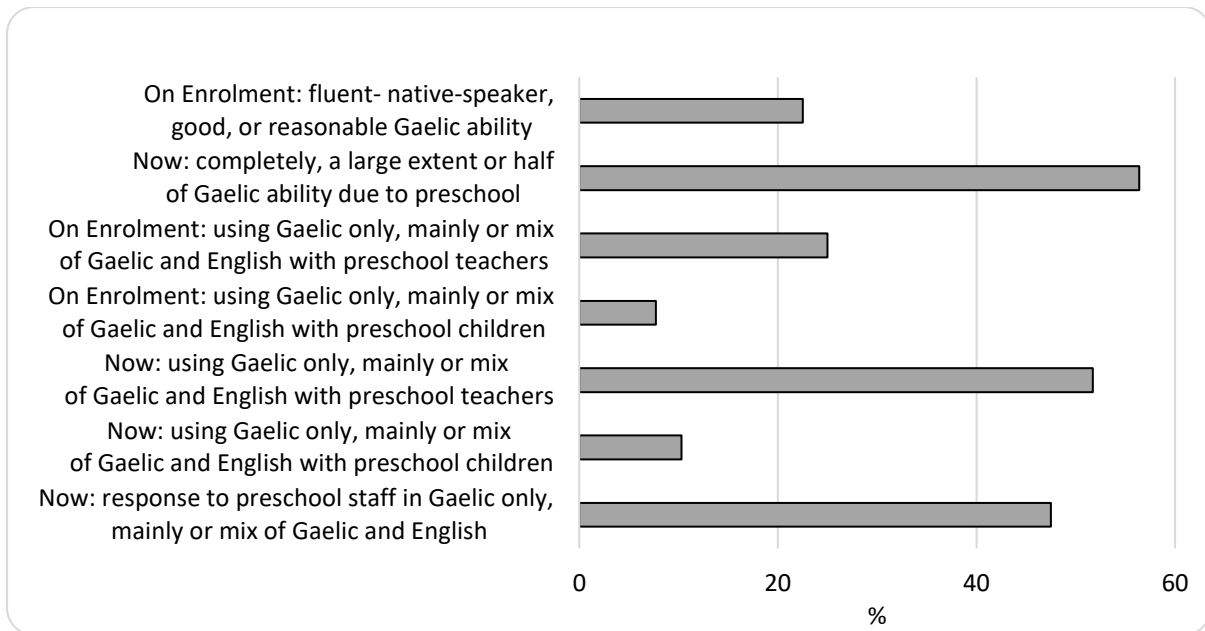


Figure A3.5 Preschool key figures on Gaelic fluency and use, South Uist, Barra & Vatersay (Ns = 40, 39, 40, 39, 29, 29, 40)

Pooled Study District 6: South Uist, Barra & Vatersay			
	%	n	Total N
On Enrolment: fluent- native-speaker, good, or reasonable Gaelic ability	22.5	9	40
Completely, a large extent or half of Gaelic ability due to preschool	56.4	22	39
On Enrolment: using Gaelic only, mainly or mix of Gaelic and English with preschool teachers	25.0	10	40
On Enrolment: using Gaelic only, mainly or mix of Gaelic and English with preschool children	7.7	3	39
Now: using Gaelic only, mainly or mix of Gaelic and English with preschool teachers	51.7	15	29
Now: using Gaelic only, mainly or mix of Gaelic and English with preschool children	10.3	3	29
Response to preschool staff in Gaelic only, mainly or mix	47.5	19	40

Table A3.5 Fluency and use of Gaelic by preschool children, South Uist, Barra & Vatersay

Data in table A3.5 illustrate that 22.5% of children enrolling in preschools have reasonable to fluent Gaelic. 56.4% of responses indicate the preschools have a major influence on children's Gaelic ability. The use of Gaelic among the children, and between children and preschool teachers increases over time.

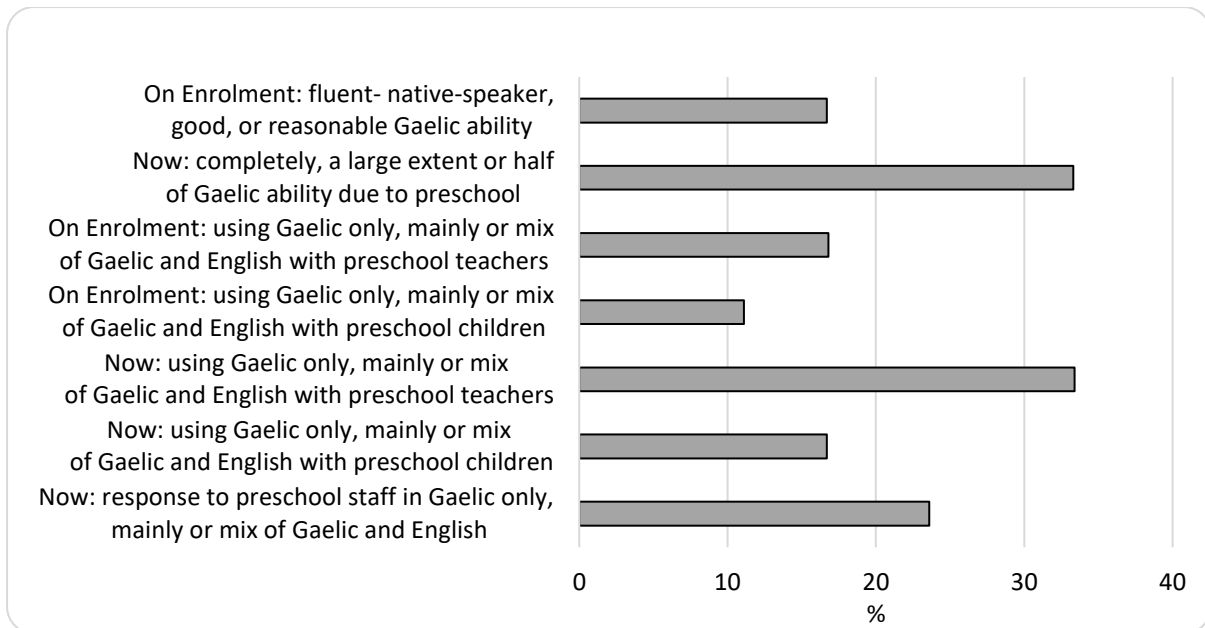


Figure A3.6 Preschool key figures on Gaelic fluency and use, Staffin & Tiree (Ns = 18, 18, 18, 18, 6, 6, 7)

Pooled Study District 7: Staffin & Tiree			
	%	n	Total N
On Enrolment: fluent- native-speaker, good, or reasonable Gaelic ability	16.7	3	18
Completely, a large extent or half of Gaelic ability due to preschool	33.3	6	18
On Enrolment: using Gaelic only, mainly or mix of Gaelic and English with preschool teachers	16.7	3	18
On Enrolment: using Gaelic only, mainly or mix of Gaelic and English with preschool children	11.1	2	18
Now: using Gaelic only, mainly or mix of Gaelic and English with preschool teachers	33.3	2	6
Now: using Gaelic only, mainly or mix of Gaelic and English with preschool children	16.7	1	6
Response to preschool staff in Gaelic only, mainly or mix	23.5	4	17

Table A3.6 Fluency and use of Gaelic by preschool children, Staffin & Tiree

The data in Table A3.6 suggest that 16.7% of children enrolling in preschools have reasonable to fluent Gaelic. 33.3% of responses indicate the preschools have a major influence on children's Gaelic ability. The use of Gaelic among the children, and between children and preschool teachers increases over time.